

CAPRI

2025 JAN TE LINTELO



DESIGN INSPIRATION

The soft sea breeze, the local limoncello, the azure waters—the beautiful Italian island of Capri oozes the luxurious lightness of being. Light, airy and utterly comfortable are also the characteristics of this sofa, 'Capri'. The elegant, subtle lines of the frame allow the gloriously fat seat, back and arm cushions center stage. Sitting (or, of course, lying) down on 'Capri' is letting your mind slowly drift away.



DESIGNED BY JAN TE LINTELO

Jan te Lintelo (1954) grew up surrounded by beautiful furniture, in his parents' furniture shop. Hence, his love for craftsmanship and design started young. Having studied furniture manufacturing in Rotterdam, he honed his creative skills at various renowned brands. And in 1994, the time had come: Jan struck out on his own, with LINTELOO. Apparently, he did something right because Jan's very first design, the 'Easy Living' sofa, still is part of the LINTELOO collection. The name and its design perfectly embody Jan's and LINTELOO's philosophy: timeless, relaxed and comfortable design. By now, Jan has handed over the helm of the day-to-day operations, to Niels Roks. This allows him to fully focus on product development, which still regularly involves him putting pencil to paper.



SPECIFICATIONS

Body: Webbed metal frame with polyurethane foam in varying densities for optimum support and comfort, wrapped in hypoallergenic polyester fibre, 100% cotton inner cover.

Coupling system: The elements in any configuration are joined together by a steel coupling system.

Legs: Steel.

Seat cushions: Polyurethane foam core, wrapped in a 100% cotton duvet filled with goose down and feathers or hypoallergenic polyester fibre.

Back cushions: Goose down and feathers with polyester fibre, or hypoallergenic polyester fibre only, 100% cotton inner cover.

Upholstery: Composition of fabrics depends on the customer's choice of upholstery. Leathers are either aniline or pigmented/ sealed.

OPTIONS

Steel: Gunmetal or bronze finish.

Upholstery: Fabric: removable cushion covers, removable body cover, available in all fabrics from the LINTELOO collection.

Leather: removable cushion covers, fixed body cover, available in all leathers from the LINTELOO collection. Customers can opt to supply their own choice of upholstery fabric/leather. Please note: leather upholstery requires more (visible) seams than fabric upholstery. For an impression of LINTELOO's fabrics and leathers, see 'Materials' at linteloo.com

Cushions: Available with either a goose down/feather or hypoallergenic fibre filling. Please note: down/feather-filled cushions must be plumped up regularly. As seat cushions can be heavy, a combination of hypoallergenic fibre-filled seat cushions and down/ feather-filled back cushions is increasingly popular.

Special features: Full set of fabric replacement covers available at 50% of the current retail price of the piece of furniture. Leather replacement covers on request.



MAINTENANCE

All LINTELOO furniture has been made with love and care. Of course, we want you to enjoy it, for as long as possible. Proper maintenance will prolong its lifespan, which is why each piece of LINTELOO furniture comes with a maintenance instruction booklet, also available for download at linteloo.com. Detailed information on care and cleaning, including the recommended products, can also be found at linteloo-care.nl.

Upholstery: Maintenance of the upholstery obviously depends on your choice of fabric or leather. As a rule of thumb, fabric upholstery—especially when removable—is easier to clean in case of spots and spills than leather. On the other hand, leather will handle regular wear and tear better, in a sense that the odd sign of use only adds to its character.

Cushions: Again, the level of maintenance depends on your choice of filling. Down/feather-filled cushions require regular plumping up and airing. But you may prefer the firmer seating experience and hypoallergenic qualities that a 100% polyester filling provides.

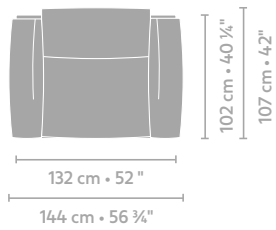
Legs: The occasional wipe-down with a damp cloth is all it takes.

WARRANTY

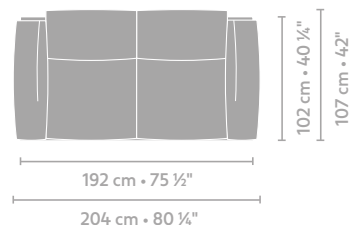
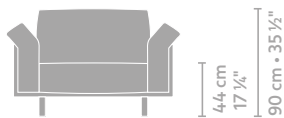
All LINTELOO sofas and chairs are backed by a 10-year warranty on the frame. Cushions, upholstery and all other LINTELOO products are backed by a 3-year warranty, with a depreciation of 1/3 each year. Please make sure you keep your invoice or receipt. Excluded from the warranty are:

- Regular wear and tear, damages and discolouration of upholstery (fabric and/or leather).
- Creasing, colour and structure variations and other irregularities, which are part of the natural characteristics of fabrics, leather and/or wood.
- Complaints regarding fabrics and/or leathers which are not part of the standard LINTELOO collection (specially supplied fabrics and/or leathers).
- Damages caused by improper use, inadequate or incorrect maintenance, or repairs carried out outside the scope of LINTELOO's responsibility. LINTELOO uses the Terms and Conditions of the Centrale Bond van Meubelfabrikanten, available at www.linteloo.com. If you have any questions, please contact your LINTELOO dealer or LINTELOO's customer service department.

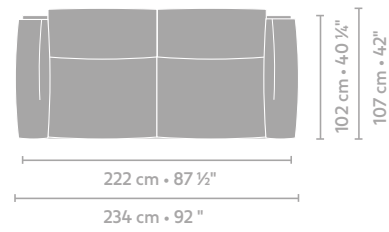
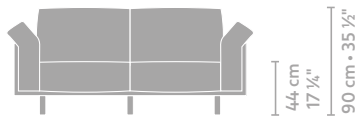
DIMENSIONS



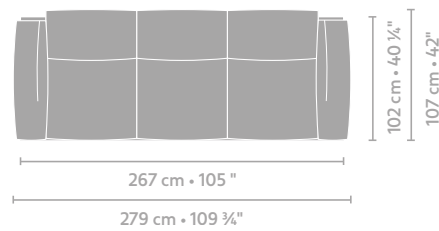
armchair 132 x 102
metrage 13,75



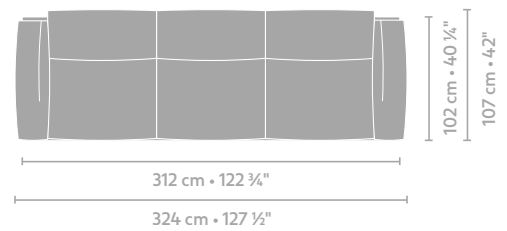
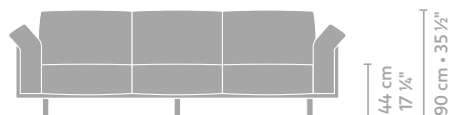
2 seater sofa 192 x 102
metrage 19,25



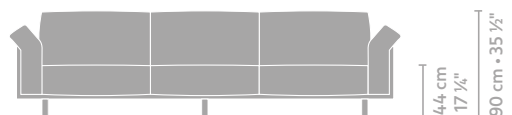
2,5 seater sofa 222 x 102
metrage 19,36



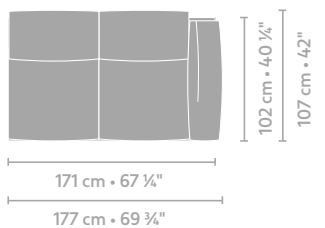
3,5 seater sofa 267 x 102
metrage 25,30



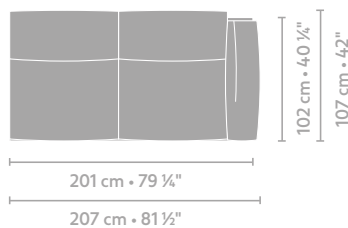
4,5 seater sofa 312 x 102
metrage 25,30



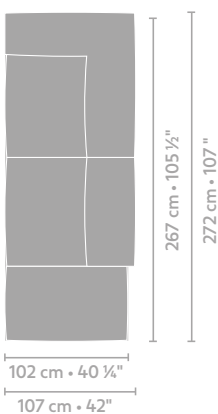
DIMENSIONS



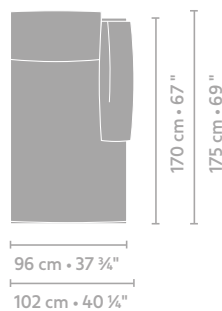
element arm L/R 171 x 102
metrage 16,39



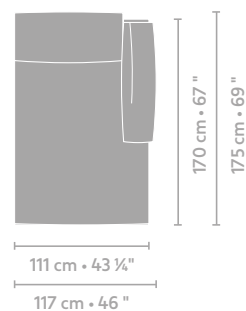
element arm L/R 201 x 102
metrage 16,50



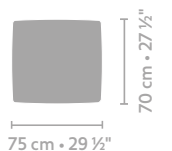
dormeuse L/R 102 x 267
metrage 19,58



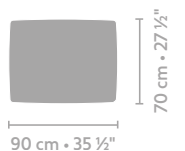
longchair L/R 96 x 170
metrage 12,32



longchair L/R 111 x 170
metrage 12,43



ottoman 75 x 70
metrage 4,40

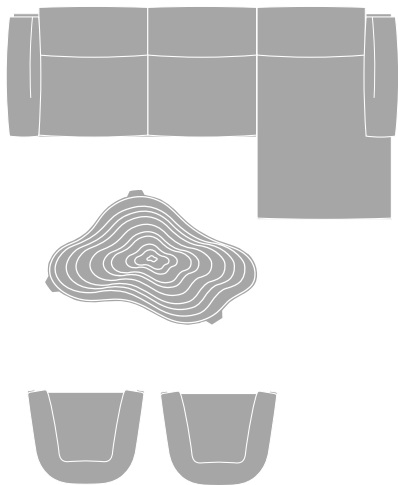


ottoman 90 x 70
metrage 4,40



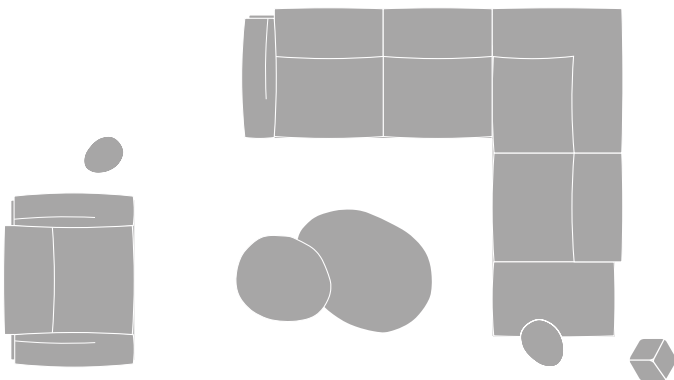
DIMENSIONS

CONFIGURATION 1



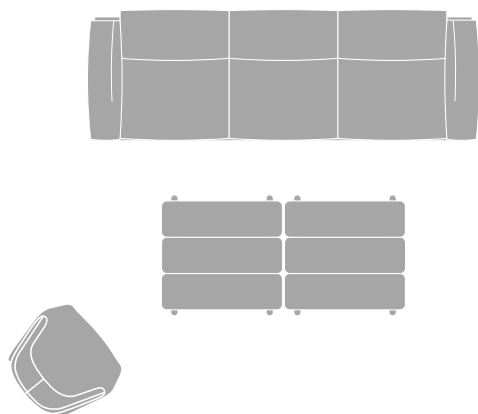
- Element arm L 201 x 102
- Longchair R 111 x 170
- Isola coffee table 173 x 107
- 2x Willow armchair

CONFIGURATION 2



- Element arm L 201 x 102
- Dormeuse R 102 x 267
- Armchair 132 x 102
- Charles coffee table 80 x 70
- Charles coffee table 120 x 90
- Charles side table S
- Charles side table M
- Cubo light

CONFIGURATION 3



- 4,5 seater sofa 312 x 102
- 2x Forma coffee table
- Icarus armchair