

# WILLOW

2024 YABU PUSHELBERG



## DESIGN INSPIRATION

Lean against the trunk of an old weeping willow, and you sense that 'time' is all relative. The supple branches sway gently in the breeze and surround you, as if protecting you. This comforting feeling of 'everything is going to be alright' is what design duo Yabu Pushelberg offers you with their 'Willow' series—consisting of a modular sofa and armchair—, embracing you with its beautiful, wooden frame.


LINTELOO



---

## DESIGNED BY YABU PUSHELBERG

It must have been fate. When George Yabu and Glenn Pushelberg graduated from Ryerson University in Toronto, both were looking for studio space. They decided to join forces and, in 1980, Yabu Pushelberg was born. Today, the firm has evolved into a globally renowned interior architecture and design practice, earning countless accolades along the way. From its studios in Toronto and New York, Yabu Pushelberg is probably best known for their high-end residential, hospitality and retail design. A lesser known fact may be that the company not only designs interiors, but also the furniture and objects that go along with them. Their pieces excel in an amazing attention to detail, with a tailored look that transcends any trend. As George Yabu puts it: 'There is a certain kind of design that burns very bright, but the flame goes out fast. We like to think our designs have more longevity, and a broader range of uses.'




---

## SPECIFICATIONS

**Body:** Wooden frame with pocket springs, covered with polyurethane foam in varying densities for optimum support and comfort, wrapped in hypoallergenic polyester fibre.

**Coupling system:** The elements in any configuration are joined together by a metal coupling system

**Frame:** Solid ash.

**Legs:** Black polyurethane (not visible).

**Upholstery:** Composition of fabrics depends on the customer's choice of upholstery. Leathers are either aniline or pigmented/sealed.

**Origin:** Hand made in Italy.

---

## OPTIONS

**Wood finish:** Available in 'white wash' (pigmented oil), 'dark ebony' (stain) or 'dark grey' (stain), finished with matte lacquer.

**Upholstery:** Removable cushion covers, fixed body cover, available in all fabrics and leathers from the LINTELOO collection. Customers can opt to supply their own choice of upholstery fabric/leather. Please note: leather upholstery of a sofa requires more (visible) seams than fabric upholstery. For an impression of LINTELOO's fabrics and leathers, see 'Materials' at [linteloo.com](http://linteloo.com)

**Special features:** Full set of fabric replacement covers available at 50% of the current retail price of the piece of furniture. Leather replacement covers on request.

---

## MAINTENANCE

All LINTELOO furniture has been made with love and care. Of course, we want you to enjoy it, for as long as possible. Proper maintenance will prolong its lifespan, which is why each piece of LINTELOO furniture comes with a maintenance instruction booklet, also available for download at [linteloo.com](http://linteloo.com) Detailed information on care and cleaning, including the recommended products, can also be found at [linteloo-care.nl](http://linteloo-care.nl)

**Upholstery:** Maintenance of the upholstery obviously depends on your choice of fabric or leather. As a rule of thumb, fabric upholstery—especially when removable—is easier to clean in case of spots and spills than leather. On the other hand, leather will handle regular wear and tear better, in a sense that the odd sign of use only adds to its character.

**Seating:** Again, the level of maintenance depends on your choice of filling. Down/feather-filled cushions require regular plumping up and airing. But you may prefer the firmer seating experience and hypoallergenic qualities that a 100% polyester filling provides.

**Frame and legs:** The occasional wipe-down with a damp cloth is all it takes.

---

## WARRANTY

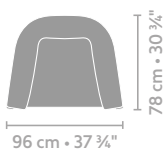
All LINTELOO sofas and chairs are backed by a 10-year warranty on the frame. Cushions, upholstery and all other LINTELOO products are backed by a 3-year warranty, with a depreciation of 1/3 each year. Please make sure you keep your invoice or receipt. Excluded from the warranty are:

- Regular wear and tear, damages and discolouration of upholstery (fabric and/or leather).
- Creasing, colour and structure variations and other irregularities, which are part of the natural characteristics of fabrics, leather and/or wood.
- Complaints regarding fabrics and/or leathers which are not part of the standard LINTELOO collection (specially supplied fabrics and/or leathers).
- Damages caused by improper use, inadequate or incorrect maintenance, or repairs carried out outside the scope of LINTELOO's responsibility. LINTELOO uses the Terms and Conditions of the Centrale Bond van Meubelfabrikanten, available at [www.linteloo.com](http://www.linteloo.com).

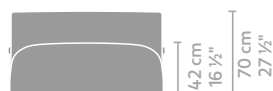
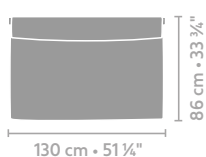
If you have any questions, please contact your LINTELOO dealer or LINTELOO's customer service department.



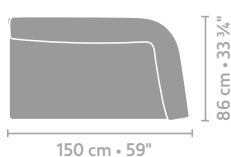
## DIMENSIONS



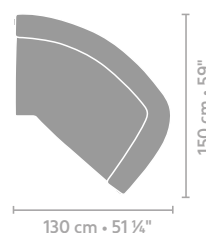
**armchair 96 x 78**  
metrage 5,50



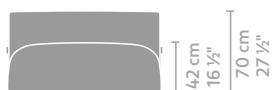
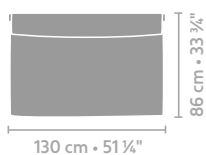
**central element 130 x 86**  
metrage 5,50



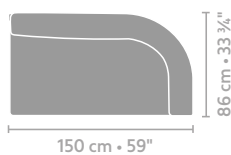
**element arm L/R 150 x 86**  
7,15



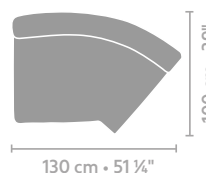
**angled element arm L/R 130 x 150**  
8,25



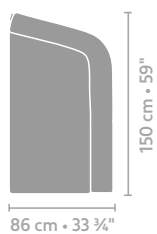
**terminal element 130 x 86**  
metrage 5,50



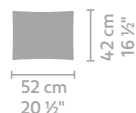
**corner element 150 x 86**  
7,15



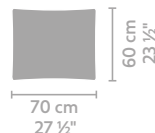
**angled corner L/R 130 x 100**  
7,15



**lounge chair 86 x 150**  
metrage 7,15



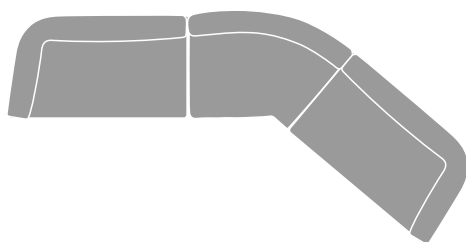
**back cushion 52 x 42**  
0,77



**back cushion 70 x 60**  
0,88

---

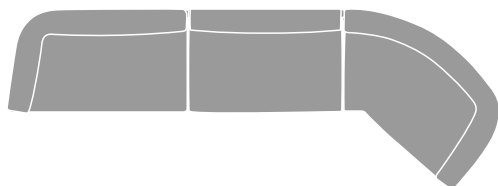
## CONFIGURATION 1



- Element arm L 150 x 86
- Angled corner R 130 x 100
- Element arm R 150 x 86

---

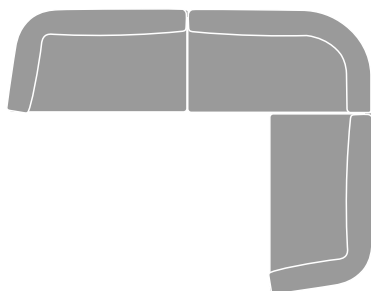
## CONFIGURATION 2



- Element arm L 150 x 86
- Central element 130 x 86
- Angled element arm R 130 x 150

---

## CONFIGURATION 3



- Element arm L 150 x 86
- Corner element 150 x 86
- Element arm R 150 x 86