

# METROPOLITAN

2016 JAN TE LINTELO



## DESIGN INSPIRATION

Oh, the joys of city life... A cappuccino on every corner, art, culture, the hustle and bustle... There is a lot to be said for urban living, which was the inspiration for the 'Metropolitan' series. Its sleek legs will tickle your creativity: they can be positioned at varying angles and in several positions. And of course, 'Metropolitan' comes in a range of sizes and depths to suit your needs. Because 'Metropolitan' is all about individuality.



SHOWN MODEL IS EXECUTED IN FABRIC ALESSO 10

## DESIGNED BY JAN TE LINTELO

Jan te Lintelo was born on 6 January, 1954, into a family of furniture retailers in Haaksbergen, in the eastern part of the Netherlands. Growing up surrounded by beautiful furniture, Jan understood the skills and craftsmanship required from artisans and designers. He went on to study furniture manufacture in Rotterdam, where he not only honed his creative skills but also learned about the business-side of the furniture trade. Practice makes perfect though, so Jan first joined the sales department of renowned, cutting-edge Dutch furniture brand Pastoe and then the equally renowned high-end Gelderland furniture factory. In 1994, he felt ready to spread his wings and started his own company, LINTELOO. He put everything he had learned—especially from customers—into designing his first collection. And he must have done something right, because decades later, Jan's first-ever design, the 'Easy Living' sofa, continues to be one of LINTELOO's best-sellers. Famous designers from all over the world have since designed for LINTELOO. But Jan himself also continues putting pencil to paper, brimming with ideas. His design characteristic remains the same throughout: the ultimate combination of generous proportions, comfort and style, executed by the best craftsmen in the business.



## SPECIFICATIONS

**Body:** Webbed metal frame with polyurethane foam, wrapped in hypoallergenic polyester fibre, 100% cotton inner cover.

**Coupling system:** The elements in any configuration are joined together by a steel coupling system.

**Legs:** Wood, aluminium or steel

**Seat cushions:** Polyurethane foam core in varying densities for optimum support and comfort, wrapped in a 100% cotton duvet filled with goose down and feathers, or a with a top layer of memory foam, wrapped in hypoallergenic polyester fibre, 100% cotton inner cover.

**Back cushions:** Goose down and feathers with polyester fibre, or hypoallergenic polyester fibre only, in a 100% cotton inner cover.

**Upholstery:** Composition of fabrics depends on the customer's choice of upholstery. Leathers are either aniline or pigmented/sealed.

**Origin:** Hand made in Italy

## OPTIONS

**Legs:** Tubular: Black-stained wood, polished aluminium, or steel with a gun metal finish included in the price. Straight: chrome-plated or gun metal steel at a surcharge of €185,- per set of 4.

**Upholstery:** Fabric: removable cushion covers, removable body cover, available in all fabrics from the LINTELOO collection. Leather: removable cushion covers, fixed body cover, available in all leathers from the LINTELOO collection. Customers can opt to supply their own choice of upholstery fabric/leather. Please note: leather upholstery requires more (visible) seams than fabric upholstery. For an impression of LINTELOO's fabrics and leathers, see 'Materials' at [linteloo.com](http://linteloo.com)

**Cushions:** Available with goose down/feather or hypoallergenic polyester fibre. Fabric-upholstered back cushions are reversible. Please note: down/feather-filled cushions must be plumped up regularly. As seat cushions can be heavy, a combination of polyester fibre-filled seat cushions and down/feather-filled back cushions is increasingly popular.

**Special features:** Full set of fabric replacement covers available at 50% of the current retail price of the piece of furniture. Leather replacement covers on request. For optimum versatility, both the longchair and dormeuse can also be ordered as 'stand-alone' pieces, which differ slightly from the modular longchair and dormeuse.

## MAINTENANCE

All LINTELOO furniture has been made with love and care. Of course, we want you to enjoy it, for as long as possible. Proper maintenance will prolong its lifespan, which is why each piece of LINTELOO furniture comes with a maintenance instruction booklet, also available for download at [linteloo.com](http://linteloo.com) Detailed information on care and cleaning, including the recommended products, can also be found at [linteloo-care.nl](http://linteloo-care.nl)

**Upholstery:** Maintenance of the upholstery obviously depends on your choice of fabric or leather. As a rule of thumb, fabric upholstery—especially when removable—is easier to clean in case of spots and spills than leather. On the other hand, leather will handle regular wear and tear better, in a sense that the odd sign of use only adds to its character.

**Cushions:** Again, the level of maintenance depends on your choice of filling. Down/feather-filled cushions require regular plumping up and airing. But you may prefer the firmer seating experience and hypoallergenic qualities that a 100% polyester filling provides.

**Legs:** The occasional wipe-down with a damp cloth is all it takes.



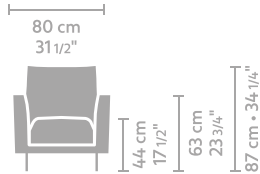
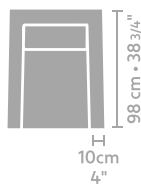
## WARRANTY

All LINTELOO sofas and chairs are backed by a 10-year warranty on the frame. Cushions, upholstery and all other LINTELOO products are backed by a 3-year warranty, with a depreciation of 1/3 each year. Please make sure you keep your invoice or receipt. Excluded from the warranty are:

- Regular wear and tear, damages and discolouration of upholstery (fabric and/or leather).
  - Creasing, colour and structure variations and other irregularities, which are part of the natural characteristics of fabrics, leather and/or wood.
  - Complaints regarding fabrics and/or leathers which are not part of the standard LINTELOO collection (specially supplied fabrics and/or leathers).
  - Damages caused by improper use, inadequate or incorrect maintenance, or repairs carried out outside the scope of LINTELOO's responsibility. LINTELOO uses the Terms and Conditions of the Centrale Bond van Meubelfabrikanten, available at [www.linteloo.com](http://www.linteloo.com).
- If you have any questions, please contact your LINTELOO dealer or LINTELOO's customer service department.

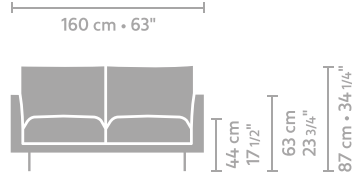
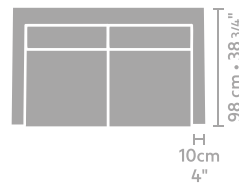


DIMENSIONS



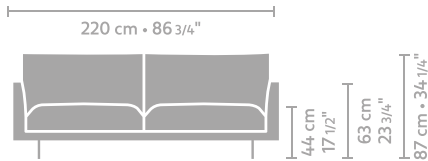
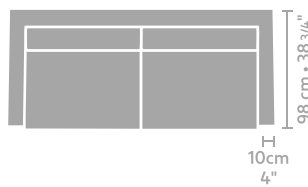
armchair undeep  
6,05

metrage



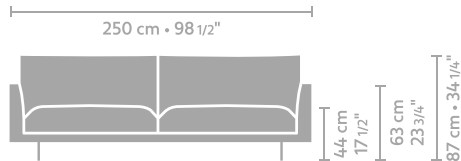
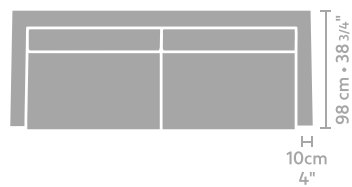
2 seater undeep  
11,22

metrage



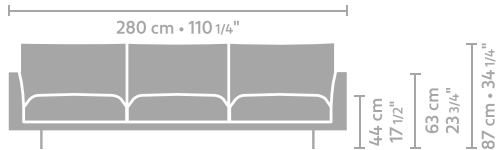
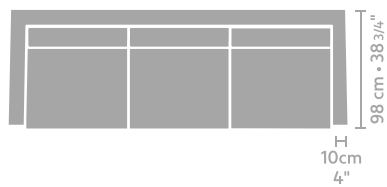
3 seater undeep  
13,42

metrage



3,5 seater undeep  
14,74

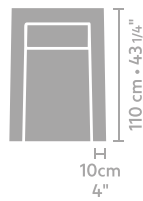
metrage



4 seater undeep  
16,28

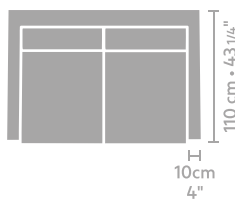
metrage

DIMENSIONS

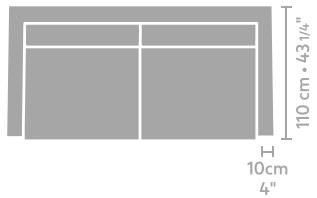


armchair deep  
6,38

metrage

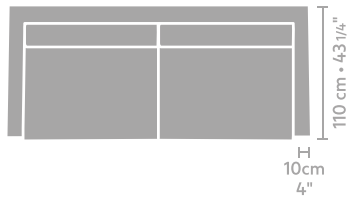


2 seater deep  
12,10

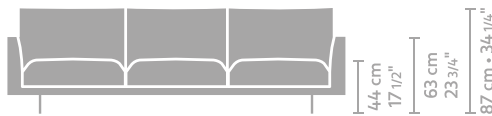
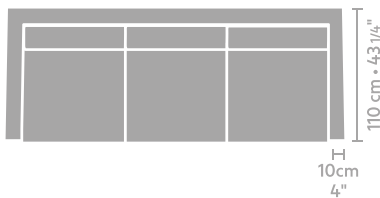


3 seater deep  
14,08

metrage

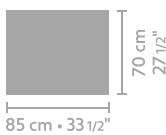


3,5 seater deep  
15,18

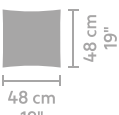


4 seater deep  
17,16

metrage

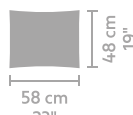


ottoman  
3,08

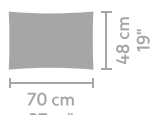


back cushion  
48 x 48  
0,90

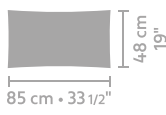
metrage



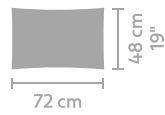
back cushion  
58 x 48  
1,25



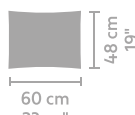
back cushion  
70 x 48  
1,25



back cushion  
85 x 48  
1,40

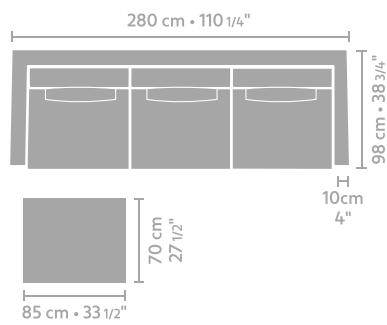


arm cushion  
72 x 48  
1,40



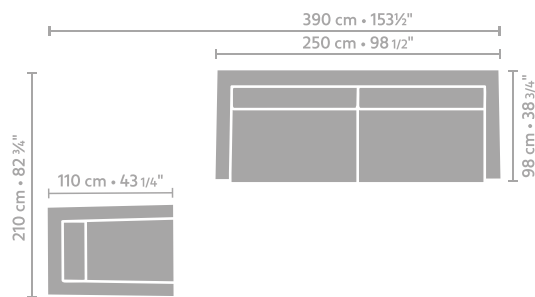
arm cushion  
60 x 48  
1,40

## CONFIGURATION 1



- 4 seater undeeep
- Ottoman 85 x 70
- 3x Back cushion 58 x 48

## CONFIGURATION 2



- 3,5 seater undeeep
- Armchair deep