

MADISON

2018 JAN TE LINTELO



DESIGN INSPIRATION

Madison Square Park: a true urban park, overlooked by the iconic Flatiron Building. This is where the 'Mad Men' from the ad agencies on Madison Avenue come for a breather, along with the ladies-who-lunch, resting their feet after a shopping trip on ultra-chic Fifth Avenue. If ever there was a place where 'cosmopolitan' and 'relaxing' meet, surely, this green slice of New York is it. And when Jan te Lintelo designed his versatile, modular 'Madison' range, in 2018, he opted for that same, perfect combination.



SHOWN MODEL IS EXECUTED IN FABRIC LUCCA 21

DESIGNED BY JAN TE LINTELO

Jan te Lintelo was born on 6 January, 1954, into a family of furniture retailers in Haaksbergen, in the eastern part of the Netherlands. Growing up surrounded by beautiful furniture, Jan understood the skills and craftsmanship required from artisans and designers. He went on to study furniture manufacture in Rotterdam, where he not only honed his creative skills but also learned about the business-side of the furniture trade. Practice makes perfect though, so Jan first joined the sales department of renowned, cutting-edge Dutch furniture brand Pastoe and then the equally renowned high-end Gelderland furniture factory. In 1994, he felt ready to spread his wings and started his own company, LINTELOO. He put everything he had learned—especially from customers—into designing his first collection. And he must have done something right, because decades later, Jan's first-ever design, the 'Easy Living' sofa, continues to be one of LINTELOO's best-sellers. Famous designers from all over the world have since designed for LINTELOO. But Jan himself also continues putting pencil to paper, brimming with ideas. His design characteristic remains the same throughout: the ultimate combination of generous proportions, comfort and style, executed by the best craftsmen in the business.



SPECIFICATIONS

Body: Webbed wooden frame with polyurethane foam, wrapped in hypoallergenic polyester fibre, 100% cotton lining.

Coupling system: The elements in any configuration are joined together by a steel coupling system.

Legs: Polyurethane support legs under seating area. Solid walnut or stained wooden legs under armrests.

Seat cushions: Polyurethane foam core in varying densities for optimum support and comfort, wrapped in a 100% cotton duvet filled with hypoallergenic polyester fibre.

Back cushions: Polyurethane foam core, wrapped in a 100% cotton duvet filled hypoallergenic polyester fibre.

Upholstery: Composition of fabrics depends on the customer's choice of upholstery. Leathers are either aniline or pigmented/sealed.

Origin: Hand made in Italy



SPECIFICATIONS TABLE

Base: steel

Top: Marble

OPTIONS SEATING

Legs: Available in solid walnut or black stained wood.

Upholstery: For the optimum in individual design, the fabric or leather upholstery of various elements and cushions can be either quilted (upon request) or smooth. Fabric: removable cushion covers, removable body cover, available in all fabrics from the LINTELOO collection. Leather: removable cushion covers, fixed body cover, available in all leathers from the LINTELOO collection. Customers can opt to supply their own choice of upholstery fabric/leather. Please note: Leather upholstery requires more (visible) seams than fabric upholstery. A quilted body cover is not removable but fixed, and quilted scatter cushions are non-reversible. For an impression of LINTELOO's fabrics and leathers, see 'Materials' at linteloo.com

Special features: Full set of fabric replacement covers available at 50% of the current retail price of the piece of furniture. Leather replacement covers on request.

OPTIONS TABLE

Base: Available in a bronze or gun metal finish.

Top: Regatti-Stripe, Regatti-Point, Carrara or Monaco. For an impression of LINTELOO's marbles, see 'Materials' at linteloo.com

Special features: For optimum versatility, all four table legs can be easily repositioned: square tables have 8 points of attachment, rectangular tables have 10 (see drawing).

MAINTENANCE

All LINTELOO furniture has been made with love and care. Of course, we want you to enjoy it, for as long as possible. Proper maintenance will prolong its lifespan, which is why each piece of LINTELOO furniture comes with a maintenance instruction booklet, also available for download at linteloo.com. Detailed information on care and cleaning, including the recommended products, can also be found at linteloo-care.nl.

Upholstery: Maintenance of the upholstery obviously depends on your choice of fabric or leather. As a rule of thumb, fabric upholstery—especially when removable—is easier to clean in case of spots and spills than leather. On the other hand, leather will handle regular wear and tear better, in a sense that the odd sign of use only adds to its character.

Cushions: Again, the level of maintenance depends on your choice of filling. Down/feather-filled cushions require regular plumping up and airing. But you may prefer the firmer seating experience and hypoallergenic qualities that a 100% polyester filling provides.

Legs: The occasional wipe-down with a damp cloth is all it takes. Natural stone: Despite being treated with a stain-resistant product, natural stone remains susceptible to staining. We recommend that you regularly apply an impregnation agent.

WARRANTY

All LINTELOO sofas and chairs are backed by a 10-year warranty on the frame. Cushions, upholstery and all other LINTELOO products are backed by a 3-year warranty, with a depreciation of 1/3 each year. Please make sure you keep your invoice or receipt. Excluded from the warranty are:

■ Regular wear and tear, damages and discolouration of upholstery (fabric and/or leather).

■ Creasing, colour and structure variations and other irregularities, which are part of the natural characteristics of fabrics, leather and/or wood.

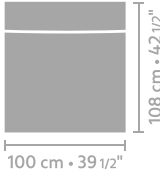


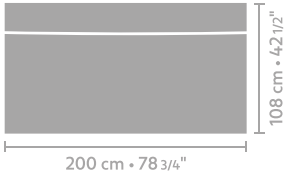
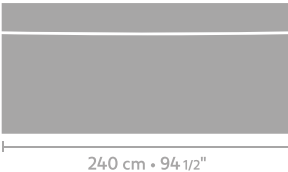
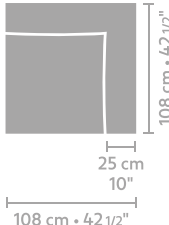


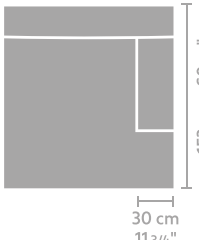



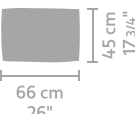
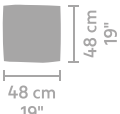
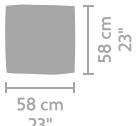
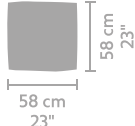
■ Complaints regarding fabrics and/or leathers which are not part of the standard LINTELOO collection (specially supplied fabrics and/or leathers).

■ Damages caused by improper use, inadequate or incorrect maintenance, or repairs carried out outside the scope of LINTELOO's responsibility. LINTELOO uses the Terms and Conditions of the Centrale Bond van Meubelfabrikanten, available at www.linteloo.com.

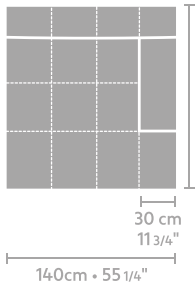
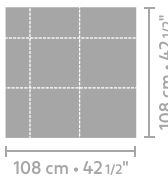
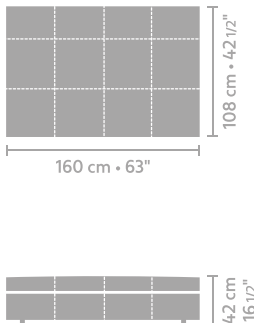
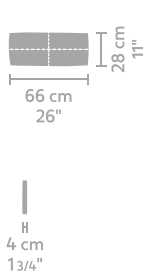
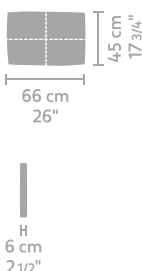
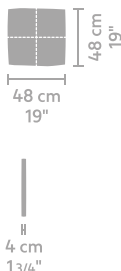
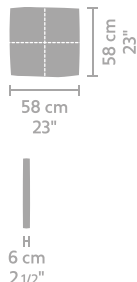
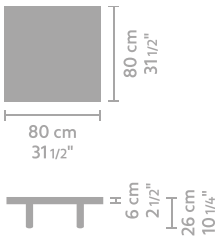
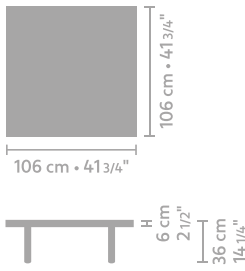
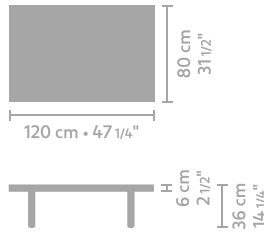
If you have any questions, please contact your LINTELOO dealer or LINTELOO's customer service department.



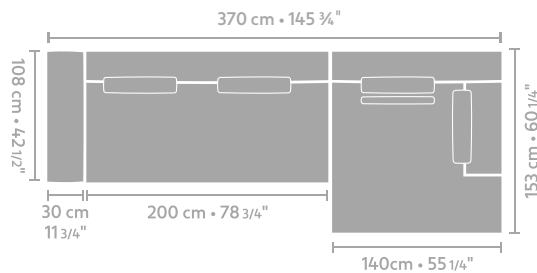
DIMENSIONS

	 <p>100 cm • 39 1/2" 108 cm • 42 1/2"</p>	 <p>120 cm • 47 1/4" 108 cm • 42 1/2"</p>	 <p>160 cm • 63" 108 cm • 42 1/2"</p>
metrage	<p>central element 100 x 108 4,85</p>	<p>central element 120 x 108 5,10</p>	<p>central element 160 x 108 8,30</p>
	 <p>200 cm • 78 3/4" 108 cm • 42 1/2"</p>	 <p>240 cm • 94 1/2" 108 cm • 42 1/2"</p>	 <p>108 cm • 42 1/2" 25 cm 10" 108 cm • 42 1/2"</p>
metrage	<p>central element 200 x 108 8,75</p>	<p>central element 240 x 108 9,20</p>	<p>corner 9,75</p>
	 <p>15 cm 6" 108 cm • 42 1/2"</p>	 <p>30 cm 11 3/4" 108 cm • 42 1/2"</p>	 <p>153 cm • 60 1/4" 30 cm 11 3/4"</p>
metrage	<p>arm high 15 x 108 L/R 1,75</p>	<p>arm low 30 x 108 L/R 2,10</p>	<p>long chair arm L/R 9,45</p>
	 <p>108 cm • 42 1/2"</p>	 <p>160 cm • 63" 108 cm • 42 1/2"</p>	
metrage	<p>ottoman 108 x 108 4,40</p>	<p>ottoman 108 x 160 6,00</p>	
	 <p>66 cm 26" 28 cm 11"</p>	 <p>66 cm 26" 45 cm 17 3/4"</p>	 <p>48 cm 19" 48 cm 19"</p>
metrage	<p>back cushion 66 x 28 0,70</p>	<p>back cushion 66 x 45 0,85</p>	<p>back cushion 48 x 48 0,85</p>
	 <p>58 cm 23" 58 cm 23"</p>	 <p>58 cm 23" 58 cm 23"</p>	
metrage	<p>back cushion 58 x 58 1,00</p>	<p>back cushion with bolster 58 x 58 1,00</p>	

DIMENSIONS

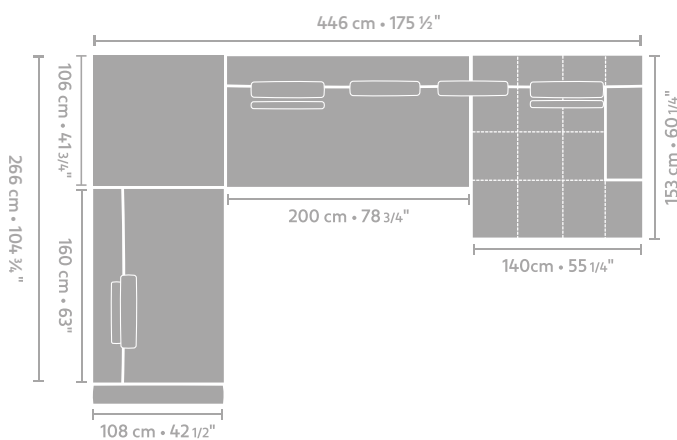
metrage	 <p>longchair arm L/R quilted 9,45</p>	 <p>ottoman 108 x 108 quilted 4,40</p>	 <p>ottoman 108 x 160 quilted 6,00</p>	
	 <p>back cushion 66 x 28 quilted 0,70</p>	 <p>back cushion 66 x 45 quilted 0,85</p>	 <p>back cushion 48 x 48 quilted 0,85</p>	 <p>back cushion 58 x 58 quilted 1,00</p>
	 <p>coffee table 80 x 80</p>	 <p>coffee table 106 x 106</p>	 <p>coffee table 120 x 80</p>	

CONFIGURATION 1



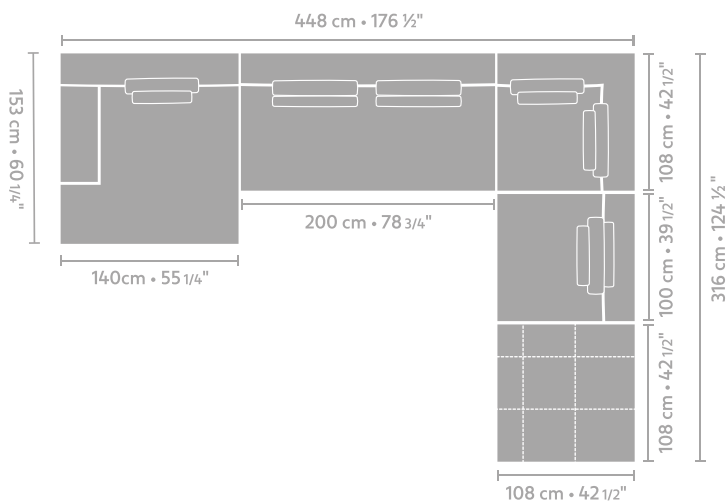
- Central element 200 x 108
- Arm low L
- 4x back cushion 66 x 45
- 1x back cushion 66 x 28
- Longchair arm R

CONFIGURATION 2



- Central element 160 x 108
- Coffee table 106 x 106
- Central element 200 x 108
- Longchair arm R quilted
- Back cushion with bolster 58 x 58
- 2x back cushion 58 x 58
- 2x back cushion 66 x 45
- 2x back cushion 66 x 28

CONFIGURATION 3



- Longchair arm R 140 x 153
- Central element 200 x 108
- Corner 108 x 108
- Central element 100 x 108
- Ottoman 108 x 108 quilted
- Back cushion with bolster 58 x 58
- 2x back cushion 66 x 45
- 2x back cushion 66 x 28
- 3x back cushion 58 x 58
- 4x back cushion 48 x 48