

EASY LIVING

1994 JAN TE LINTELO



DESIGN INSPIRATION

This was LINTELOO's first ever sofa and it was an instant hit. Decades later, 'Easy Living' remains a bestseller. It represents all that the brand stands for: comfortable, timeless, high-quality design that was made to live with, not just look at. 'Easy Living' is the ultimate snuggle-up sofa: inviting, sturdy, generously proportioned, and utterly versatile. Of course, the same goes for the armchair.



DESIGNED BY JAN TE LINTELO

Jan te Lintelo was born into a family of furniture retailers and from an early age understood the craftsmanship required from artisans and designers. He decided to study furniture manufacture, honing his creative skills. Practice makes perfect though, so Jan first joined renowned, cutting-edge Dutch furniture brand Pastoe and then equally renowned Gelderland. In 1994, he felt ready to spread his wings and started his own company, LINTELOO. His design characteristic remains unchanged: the ultimate combination of generous proportions, comfort and style, executed by the best craftsmen in the business.



SPECIFICATIONS

Body: Wooden frame with no-sag and pocket springs, covered with polyurethane foam in varying densities for optimum support and comfort, wrapped in hypoallergenic polyester fibre, 100% cotton inner cover.

Legs: Solid wood.

Coupling system: The elements in any configuration are joined together by a metal coupling system.

Seat cushions: Polyurethane foam core, wrapped in a 100% cotton duvet filled with goose down and feathers or hypoallergenic polyester fibre.

Back cushions: Goose down and feathers with polyester fibre, or hypoallergenic polyester fibre only, 100% cotton inner cover.

Upholstery: Composition of fabrics depends on the customer's choice of upholstery. Leathers are either aniline or pigmented/sealed.

OPTIONS

Legs: Available in a mocha, beech or black wood stain.

Upholstery: Removable cushion covers, removable body cover, available in all fabrics and leathers from the LINTELOO collection. Customers can opt to supply their own choice of upholstery fabric/leather. Please note: leather upholstery requires more (visible) seams than fabric upholstery. For an impression of LINTELOO's fabrics and leathers, see 'Materials' at linteloo.com

Cushions: Available with either goose down/feather or hypoallergenic fibre filling. Please note: down/feather-filled cushions must be plumped up regularly. As seat cushions can be heavy, a combination of hypoallergenic fibre-filled seat cushions and down/feather-filled back cushions is increasingly popular. The fabric-upholstered cushions are reversible.

Special features: Full set of fabric replacement covers available at 50% of the current retail price of the piece of furniture. Leather replacement covers on request. For optimum versatility, the longchair can also be ordered as a 'stand-alone' piece, which differs slightly from the modular longchair.

MAINTENANCE

All LINTELOO furniture has been made with love and care. Of course, we want you to enjoy it, for as long as possible. Proper maintenance will prolong its lifespan, which is why each piece of LINTELOO furniture comes with a maintenance instruction booklet, also available for download at linteloo.com. Detailed information on care and cleaning, including the recommended products, can also be found at linteloo-care.nl

Upholstery: Maintenance of the upholstery obviously depends on your choice of fabric or leather. As a rule of thumb, fabric upholstery—especially when removable—is easier to clean in case of spots and spills than leather. On the other hand, leather will handle regular wear and tear better, in a sense that the odd sign of use only adds to its character.

Cushions: Again, the level of maintenance depends on your choice of filling. Down/feather-filled cushions require regular plumping up and airing. But you may prefer the firmer seating experience and hypoallergenic qualities that a 100% polyester filling provides.

Legs: The occasional wipe-down with a damp cloth is all it takes.

WARRANTY

All LINTELOO sofas and chairs are backed by a 10-year warranty on the frame. Cushions, upholstery and all other LINTELOO products are backed by a 3-year warranty, with a depreciation of 1/3 each year. Please make sure you keep your invoice or receipt. Excluded from the warranty are:

■ Regular wear and tear, damages and discolouration of upholstery (fabric and/or leather).

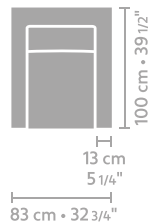
■ Creasing, colour and structure variations and other irregularities, which are part of the natural characteristics of fabrics, leather and/or wood.

■ Complaints regarding fabrics and/or leathers which are not part of the standard LINTELOO collection (specially supplied fabrics and/or leathers).

■ Damages caused by improper use, inadequate or incorrect maintenance, or repairs carried out outside the scope of LINTELOO's responsibility. LINTELOO uses the Terms and Conditions of the Centrale Bond van Meubelfabrikanten, available at www.linteloo.com.

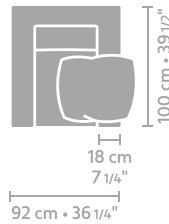
If you have any questions, please contact your LINTELOO dealer or LINTELOO's customer service department.

DIMENSIONS



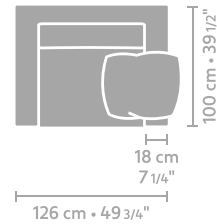
happy living

metrage (m) 7,50



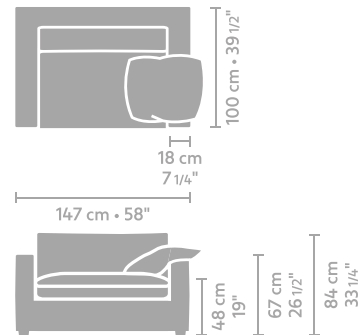
armchair

8,25



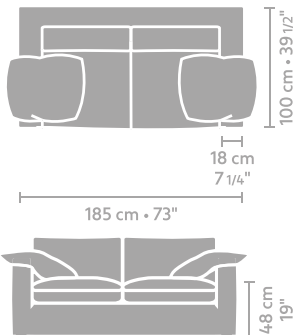
loveseat

10,35



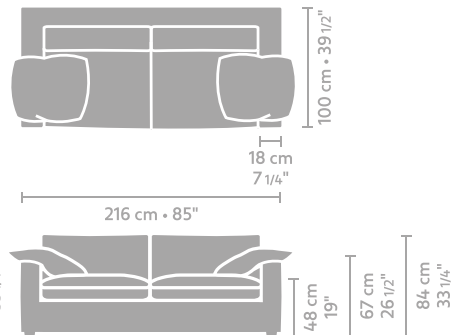
2 seater

metrage (m) 11,25



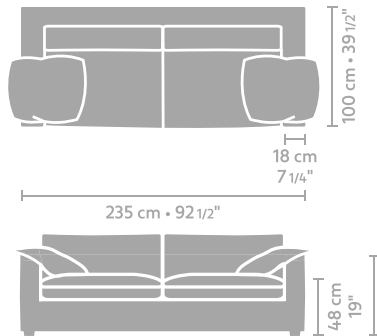
2,5 seater

15,75



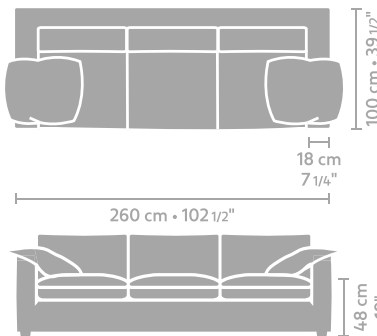
3 seater

16,95



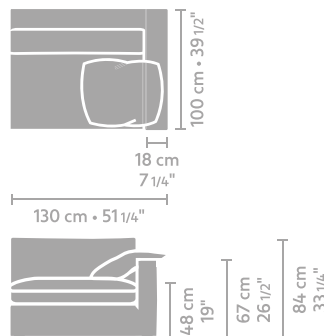
3,5 seater

metrage (m) 17,05



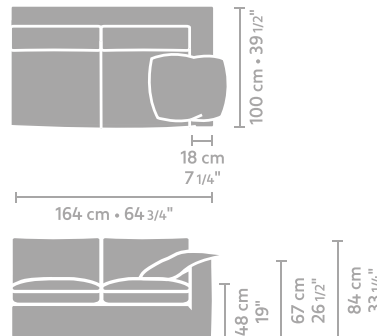
4 seater

17,95



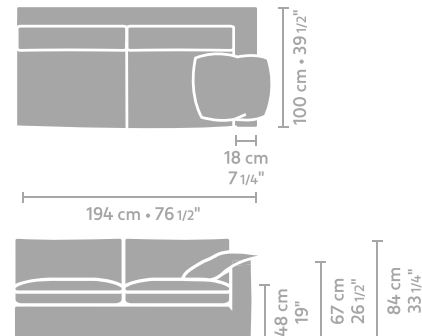
element 130 x 100 arm L/R

metrage (m) 10,40



element 164 x 100 arm L/R

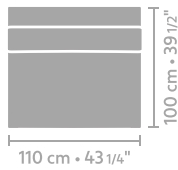
13,00



element 194 x 100 arm L/R

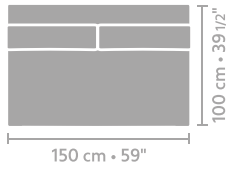
14,20

DIMENSIONS



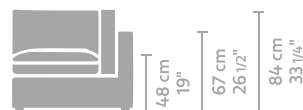
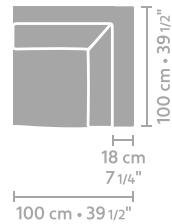
central element 110 x 100

metrage (m) 9,20




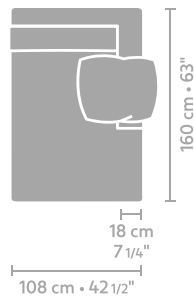
central element 150 x 100

11,30



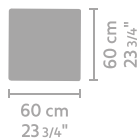
corner

7,95



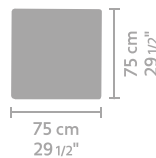
longchair arm L/R

metrage (m) 11,90



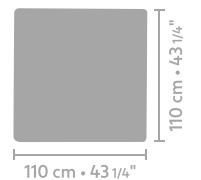
ottoman 60 x 60

2,75



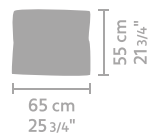
ottoman 75 x 75

4,20



ottoman 110 x 110

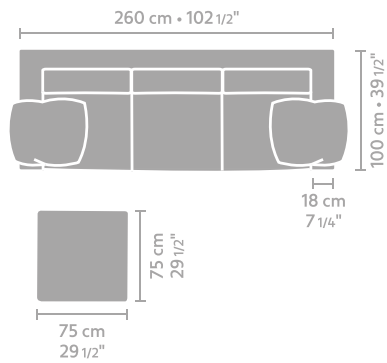
7,05



arm pillow

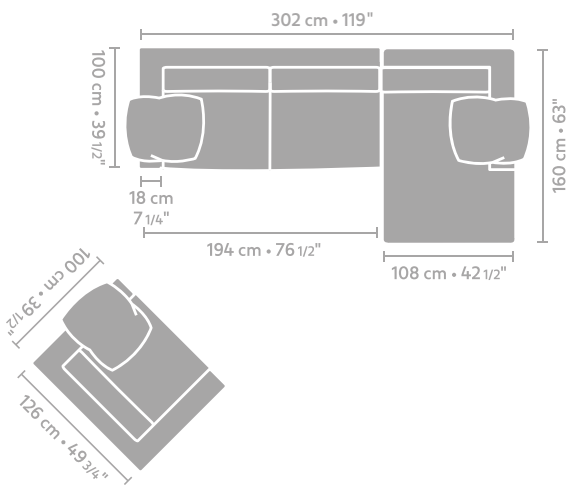
metrage (m) 1,10

CONFIGURATION 1



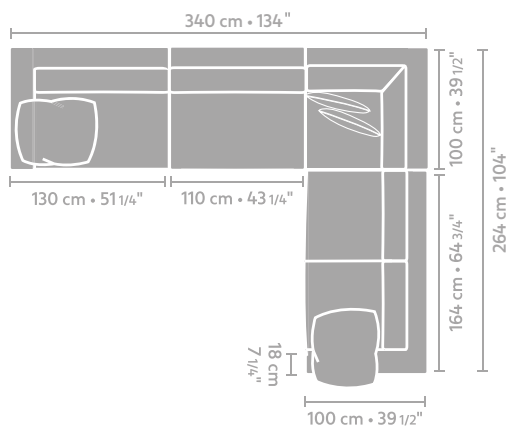
- 4 seater
- Ottoman 75 x 75

CONFIGURATION 2



- Element 194 x 100 arm L
- Longchair arm R
- Loveseat

CONFIGURATION 3



- Element 130 x 100 arm L
- Central element 110 x 100
- Corner
- Element 164 x 100 arm R
- 2x arm pillow