

JAN'S NEW SOFA

2010 PAOLA NAVONE



DESIGN INSPIRATION

Well, isn't that humbling—when one of the world's best designers, Paola Navone, designs a sofa, especially for you? Jan te Lintelo and Paola Navone have been friends, ever since they first met. And when Paola designed 'Jan's New Sofa', she had their joint love for all the good things in life in mind. The result is an inviting, comfortable and flexible series of elements, in an almost infinite number of configurations. Its loose covers in soft, luxurious linen are removable: change their colour to match the season or your mood.

LINTELOO



SHOWN MODEL IS EXECUTED IN LINO 001

DESIGNED BY PAOLA NAVONE

The best business relationships are built on a personal connection. This is no different in the world of design. And a chance meeting between renowned designer Paola Navone and Jan Lintelo led to a friendship based on the love of food, cooking and travelling. 'This is the way I always work: I get inspiration and ideas from knowing and befriending people. I have a special connection with Lintelo, a personal click with both Jan and his partner Lars. You could almost call it a love affair. All the furniture I make with LINTELOO starts with meetings with Jan and Lars.' Graduated from Turin Polytechnic in 1973, Paola has always had a disregard for convention, which she developed during her time with the 'antidesign' rebels led by Mendini and Sottsass. 'It was crazy, what we did. Working like mad to produce the utterly useless,' she says. About the 'useless', we are not so sure. Nothing Paola designs could every be labelled 'useless', as far as Lintelo is concerned.



SPECIFICATIONS

Body: Webbed, wooden frame with polyurethane foam, wrapped in hypoallergenic polyester fibre, 100% cotton inner cover.

Coupling system: The elements in any configuration are joined together by a steel coupling system.

Legs: Black polyurethane (not visible).

Seat cushions: Polyurethane foam core, wrapped in a 100% cotton duvet filled with hypoallergenic polyester fibre.

Back cushions: Goose down and feathers with polyester fibre, or hypoallergenic polyester fibre only, 100% cotton inner cover

Upholstery: Composition depends on the customer's choice of upholstery.

Origin: Hand made in Italy

OPTIONS

Upholstery: Removable cushion covers, removable body cover, available in all fabrics from the LINTELOO collection. Not available in leather. Customers can opt to supply their own choice of upholstery fabric. For an impression of LINTELOO's fabrics, see 'Materials' at lintelo.com

Cushions: Reversible

Special features: Each element comes with a set of different-sized scatter cushions. Extra cushions available on request (please do not forget to specify size). Full set of fabric replacement covers available at 50% of the current retail price of the piece of furniture. For optimum versatility, the longchair can also be ordered as a 'stand-alone' piece.

MAINTENANCE

All LINTELOO furniture has been made with love and care. Of course, we want you to enjoy it, for as long as possible. Proper maintenance will prolong its lifespan, which is why each piece of LINTELOO furniture comes with a maintenance instruction booklet, also available for download at lintelo.com Detailed information on care and cleaning, including the recommended products, can also be found at lintelo-care.nl

Upholstery: Maintenance of the upholstery obviously depends on your choice of fabric or leather. As a rule of thumb, fabric upholstery—especially when removable—is easier to clean in case of spots and spills than leather. On the other hand, leather will handle regular wear and tear better, in a sense that the odd sign of use only adds to its character.

Cushions: Again, the level of maintenance depends on your choice of filling. Down/feather-filled cushions require regular plumping up and airing. But you may prefer the firmer seating experience and hypoallergenic qualities that a 100% polyester filling provides.

Legs: The occasional wipe-down with a damp cloth is all it takes.

WARRANTY

All LINTELOO sofas and chairs are backed by a 10-year warranty on the frame. Cushions, upholstery and all other LINTELOO products are backed by a 3-year warranty, with a depreciation of 1/3 each year. Please make sure you keep your invoice or receipt. Excluded from the warranty are:

■ Regular wear and tear, damages and discolouration of upholstery (fabric and/or leather).


■ Creasing, colour and structure variations and other irregularities, which are part of the natural characteristics of fabrics, leather and/or wood.

■ Complaints regarding fabrics and/or leathers which are not part of the standard LINTELOO collection (specially supplied fabrics and/or leathers).

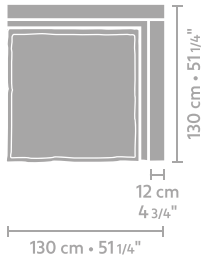
■ Damages caused by improper use, inadequate or incorrect maintenance, or repairs carried out outside the scope of LINTELOO's responsibility. LINTELOO uses the Terms and Conditions of the Centrale Bond van Meubelfabrikanten, available at www.lintelo.com.

If you have any questions, please contact your LINTELOO dealer or LINTELOO's customer service department.

DIMENSIONS

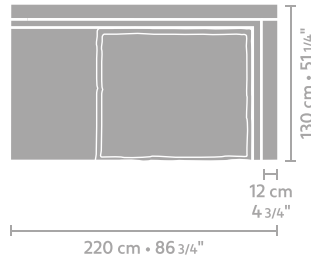


DIMENSIONS

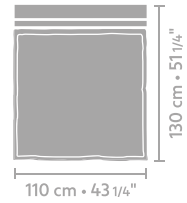


element low 130 x 130 arm L/R *
on request

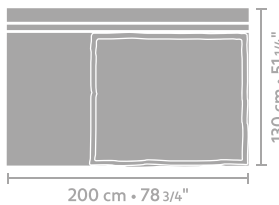
metrage (m)



element low 220 x 130 with ottoman arm L/R *
on request

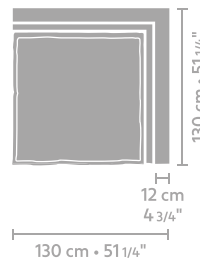


central element low 110 x 130 *
on request

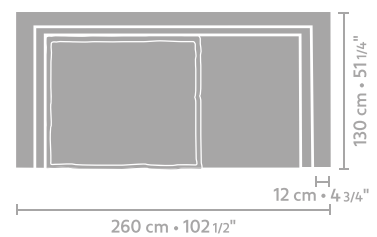


element low 200 x 130 with ottoman L/R *
on request

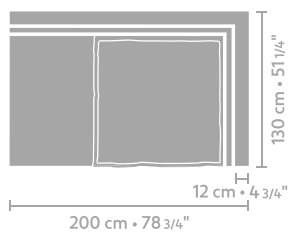
metrage (m)



corner low 130 x 130 L/R *
on request

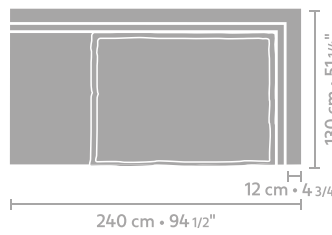


2 seater high deep with ottoman + throw pillow set 1 *
on request

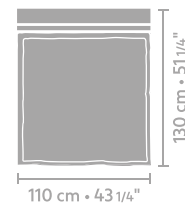


element high 200 x 130 with ottoman arm L/R *
on request

metrage (m)



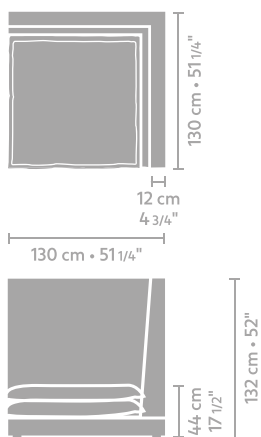
element high 240 x 130 with ottoman arm L/R *
on request



central element high 110 x 130 *
on request

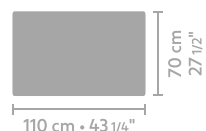


DIMENSIONS



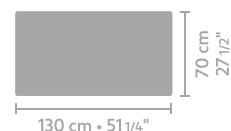
corner high 130 x 130 L/R *

metrage (m) on request



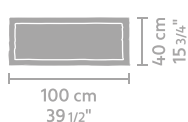
ottoman 110 x 70

on request



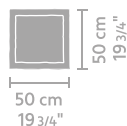
ottoman 130 x 70

on request



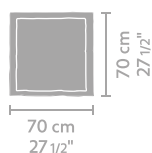
throw pillow 100 x 40

metrage (m) on request



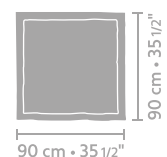
throw pillow 50 x 50

on request



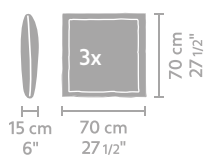
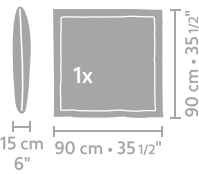
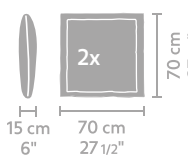
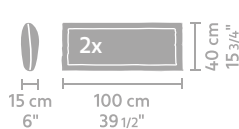
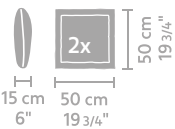
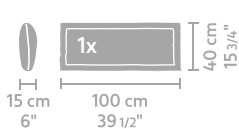
throw pillow 70 x 70

on request



throw pillow 90 x 90

on request



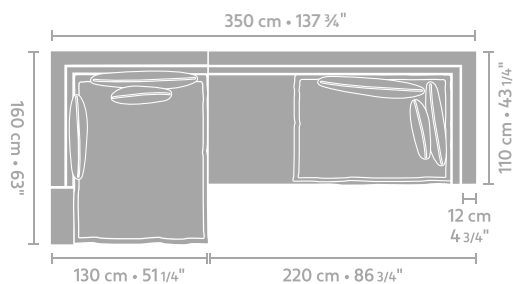
*** set 1**

metrage (m) on request

**** set 2**

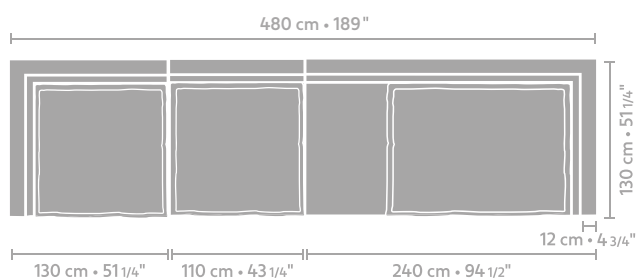
on request

CONFIGURATION 1



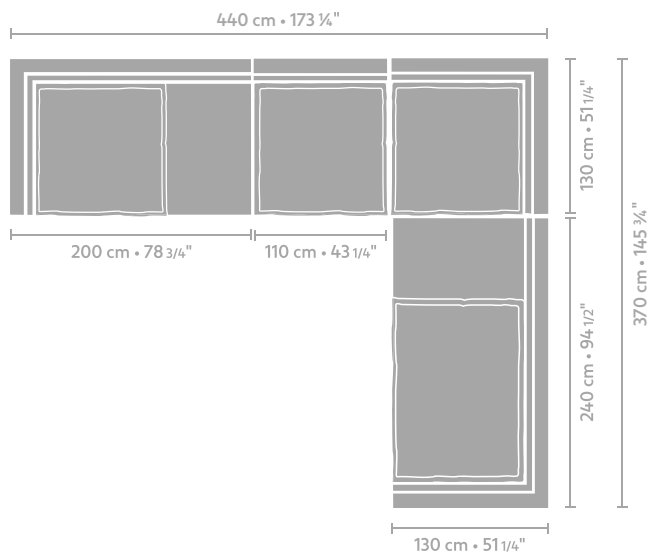
- Longchair low 110 x 160 arm L
- Element low 220 x 110 with ottoman arm R
- 2x throw pillow 50 x 50
- 2x throw pillow 70 x 70
- 2x throw pillow 90 x 90

CONFIGURATION 2



- Element low 130 x 130 arm L
- Central element low 110 x 130
- Element low 220 x 130 with ottoman arm R

CONFIGURATION 3



- Element high 200 x 130 with ottoman arm L
- Central element low 110 x 130
- Corner high 130 x 130
- Element high 240 x 130 with ottoman arm R