

HAMPTONS

2014 JAN TE LINTELO



DESIGN INSPIRATION

The Hamptons... the name itself conjures up images of long and lazy summer evenings, of walks along the mile-long beaches, followed by hours spent simply lounging around, contemplating life whilst sampling the fruits of local, award-winning vineyards. And if ever there was a series of furniture that complements such an easy-going lifestyle, it is the 'Hamptons' by Jan te Lintelo: utterly flexible with numerous compositions of seating elements, ottomans and cabinets, that perfectly suit your needs and taste.

LINTELOO



DESIGNED BY JAN TE LINTELO

Jan te Lintelo was born on 6 January, 1954, into a family of furniture retailers in Haaksbergen, in the eastern part of the Netherlands. Growing up surrounded by beautiful furniture, Jan understood the skills and craftsmanship required from artisans and designers. He went on to study furniture manufacture in Rotterdam, where he not only honed his creative skills but also learned about the business-side of the furniture trade. Practice makes perfect though, so Jan first joined the sales department of renowned, cutting-edge Dutch furniture brand Pastoe and then the equally renowned high-end Gelderland furniture factory. In 1994, he felt ready to spread his wings and started his own company, LINTELOO. He put everything he had learned—especially from customers—into designing his first collection. And he must have done something right, because decades later, Jan's first-ever design, the 'Easy Living' sofa, continues to be one of LINTELOO's best-sellers. Famous designers from all over the world have since designed for LINTELOO. But Jan himself also continues putting pencil to paper, brimming with ideas. His design characteristic remains the same throughout: the ultimate combination of generous proportions, comfort and style, executed by the best craftsmen in the business.



SPECIFICATIONS

Body: Webbed wooden frame with polyurethane foam in varying densities for optimum support and comfort, wrapped in hypoallergenic polyester fibre, 100% cotton inner cover.

Coupling system: The elements in any configuration are joined together by a steel coupling system

Legs: Black polyurethane (not visible)

Seat cushions: Polyurethane foam core in varying densities for optimum support and comfort, wrapped in a 100% cotton duvet filled with goose down and feathers, or with a top layer of memory foam covered with hypoallergenic polyester fibre.

Back cushions: Goose down and feathers with polyester fibre, or hypoallergenic polyester fibre only.

Upholstery: Composition of fabrics depends on the customer's choice of upholstery. Leathers are either aniline or pigmented/sealed.

Origin: Hand made in Italy

OPTIONS

Upholstery: Fabric: removable cushion covers, removable body cover, available in all fabrics from the LINTELOO collection.

Leather: removable cushion covers, fixed body cover, available in all leathers from the LINTELOO collection. Customers can opt to supply their own choice of upholstery fabric/leather. Please note: leather upholstery requires more (visible) seams than fabric upholstery. For an impression of LINTELOO's fabrics and leathers, see 'Materials' at linteloo.com

Cushions: Available with either goose down/feather or memory foam. Please note: down/feather-filled cushions must be plumped up regularly. As seat cushions can be heavy, a combination of memory foam-filled seat cushions and down/feather-filled back cushions is increasingly popular. Fabric-upholstered cushions are reversible.

Special features: Full set of fabric replacement covers available at 50% of the current retail price of the piece of furniture. Leather replacement covers on request.

Important: For full modular flexibility, all back cushions must be ordered separately.

MAINTENANCE

All LINTELOO furniture has been made with love and care. Of course, we want you to enjoy it, for as long as possible. Proper maintenance will prolong its lifespan, which is why each piece of LINTELOO furniture comes with a maintenance instruction booklet, also available for download at linteloo.com. Detailed information on care and cleaning, including the recommended products, can also be found at linteloo-care.nl

Upholstery: Maintenance of the upholstery obviously depends on your choice of fabric or leather. As a rule of thumb, fabric upholstery—especially when removable—is easier to clean in case of spots and spills than leather. On the other hand, leather will handle regular wear and tear better, in a sense that the odd sign of use only adds to its character.

Cushions: Again, the level of maintenance depends on your choice of filling. Down/feather-filled cushions require regular plumping up and airing. But you may prefer the firmer seating experience and hypoallergenic qualities that a 100% polyester filling provides.

Legs: The occasional wipe-down with a damp cloth is all it takes.

WARRANTY

All LINTELOO sofas and chairs are backed by a 10-year warranty on the frame. Cushions, upholstery and all other LINTELOO products are backed by a 3-year warranty, with a depreciation of 1/3 each year. Please make sure you keep your invoice or receipt. Excluded from the warranty are:

- Regular wear and tear, damages and discolouration of upholstery (fabric and/or leather).
- Creasing, colour and structure variations and other irregularities, which are part of the natural characteristics of fabrics, leather and/or wood.
- Complaints regarding fabrics and/or leathers which are not part of the standard LINTELOO collection (specially supplied fabrics and/or leathers).
- Damages caused by improper use, inadequate or incorrect maintenance, or repairs carried out outside the scope of LINTELOO's responsibility. LINTELOO uses the Terms and Conditions of the Centrale Bond van Meubelfabrikanten, available at www.linteloo.com. If you have any questions, please contact your LINTELOO dealer or LINTELOO's customer service department.



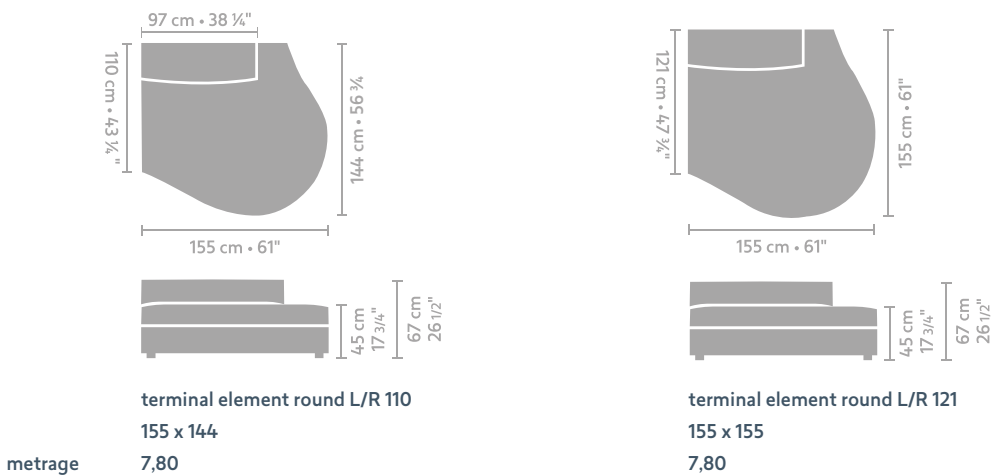
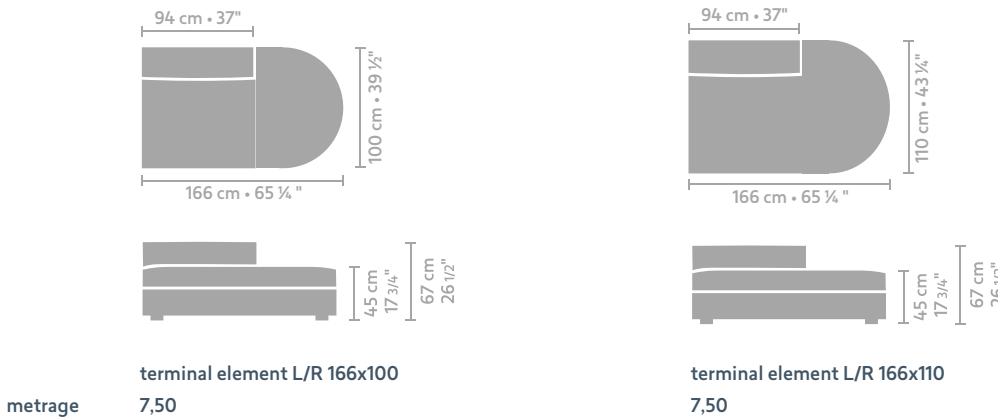
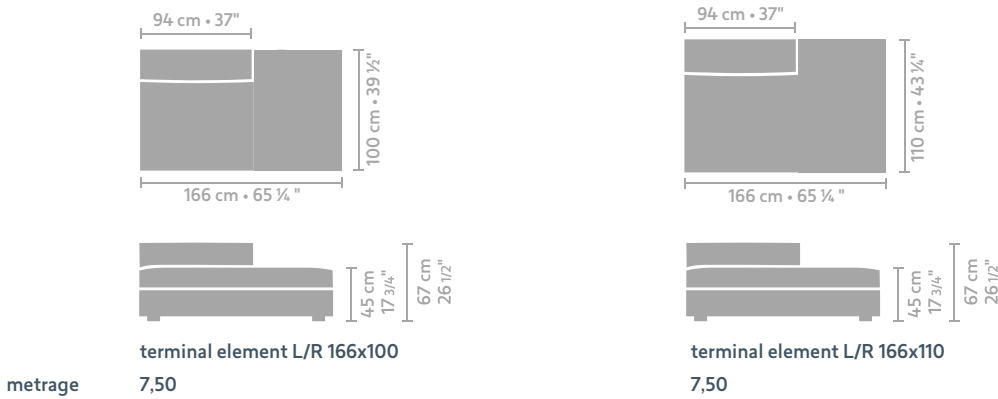
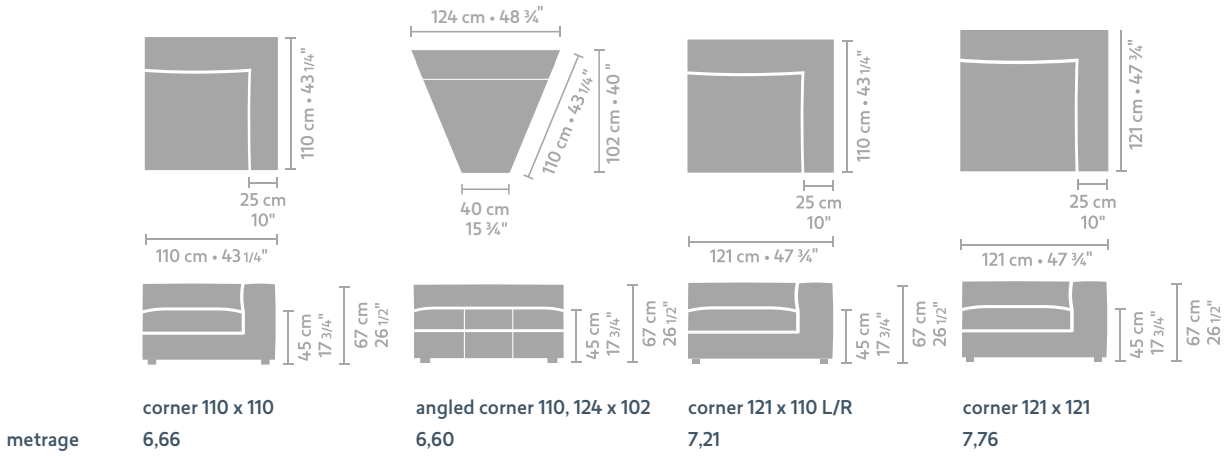
DIMENSIONS

metrage	central element 75 x 100 3,87	central element 96 x 100 4,36	central element 117 x 100 5,08	
metrage	central element 75 x 110 4,22	central element 96 x 110 4,79	central element 110 x 110 5,64	central element 117 x 110 5,63
metrage	central element 75 x 121 4,48	central element 96 x 121 5,20	central element 117 x 121 6,17	central element 138 x 121 7,04
metrage	central element 96 x 150 8,14	central element 138 x 155 8,30		

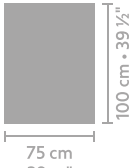



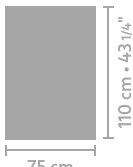







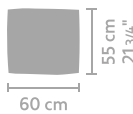
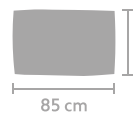
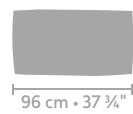










DIMENSIONS

metrage	arm low 25 x 100 L/R 1,82	arm high 25 x 100 L/R 1,82	arm low 41 x 100 L/R 2,18	arm high 41 x 100 L/R 2,40
metrage	arm low 25 x 110 L/R 1,93	arm high 25 x 110 L/R 1,93	arm low 41 x 110 L/R 2,29	arm high 41 x 110 L/R 2,51
metrage	arm low 25 x 121 L/R 2,04	arm high 25 x 121 L/R 2,04	arm low 41 x 121 L/R 2,40	arm high 41 x 121 L/R 2,62
metrage	corner 100 x 100 5,56	angled corner 100, 116 x 92 5,50	corner 110 x 100 L/R 5,50	corner 121 x 100 L/R 5,83

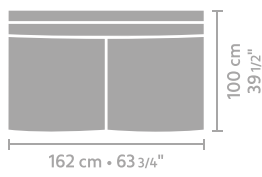
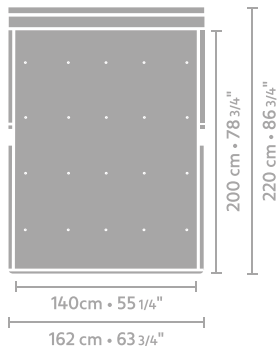
DIMENSIONS



DIMENSIONS

	 <p>100 cm • 39 1/2" 75 cm 29 1/2"</p>	 <p>100 cm • 39 1/2" 96 cm • 37 3/4"</p>	 <p>100 cm • 39 1/2" 117 cm • 46"</p>	 <p>100 cm • 39 1/2"</p>	
	 <p>45 cm 17 3/4"</p>	 <p>45 cm 17 3/4"</p>	 <p>45 cm 17 3/4"</p>	 <p>45 cm 17 3/4"</p>	
metrage	ottoman 75 x 100 4,18	ottoman 96 x 100 4,46	ottoman 117 x 100 4,95	ottoman round 100 x 100 4,95	
	 <p>110 cm • 43 1/4" 75 cm 29 1/2"</p>	 <p>110 cm • 43 1/4" 96 cm • 37 3/4"</p>	 <p>110 cm • 43 1/4" 110 cm • 43 1/4"</p>	 <p>110 cm • 43 1/4" 117 cm • 46"</p>	
	 <p>45 cm 17 3/4"</p>	 <p>45 cm 17 3/4"</p>	 <p>45 cm 17 3/4"</p>	 <p>45 cm 17 3/4"</p>	
metrage	ottoman 75 x 110 4,32	ottoman 96 x 110 4,71	ottoman 110 x 110 5,56	ottoman 117 x 110 5,56	
	 <p>121 cm • 47 3/4" 75 cm 29 1/2"</p>	 <p>121 cm • 47 3/4" 96 cm • 37 3/4"</p>	 <p>121 cm • 47 3/4" 117 cm • 46"</p>		
	 <p>45 cm 17 3/4"</p>	 <p>45 cm 17 3/4"</p>	 <p>45 cm 17 3/4"</p>		
metrage	ottoman 75 x 121 4,46	ottoman 96 x 121 4,95	ottoman 117 x 121 6,15		
	 <p>48 cm 19" 55 cm 21 3/4"</p>	 <p>60 cm 23 3/4" 55 cm 21 3/4"</p>	 <p>75 cm 55 cm 21 3/4"</p>	 <p>85 cm 55 cm 21 3/4"</p>	 <p>96 cm • 37 3/4" 55 cm 21 3/4"</p>
	 <p>10 cm 4"</p>	 <p>10 cm 4"</p>	 <p>10 cm 4"</p>	 <p>10 cm 4"</p>	 <p>10 cm 4"</p>
metrage	back cushion 48 x 55 0,79	back cushion 60 x 55 0,94	back cushion 75 x 55 1,12	back cushion 85 x 55 1,38	back cushion 96 x 55 1,38
	 <p>110 cm • 43 1/4" 55 cm 21 3/4"</p>	 <p>117 cm • 46" 55 cm 21 3/4"</p>	 <p>130 cm • 51 1/4" 55 cm 21 3/4"</p>	 <p>138 cm • 54 1/2" 55 cm 21 3/4"</p>	
	 <p>10 cm 4"</p>	 <p>10 cm 4"</p>	 <p>10 cm 4"</p>	 <p>10 cm 4"</p>	
metrage	back cushion 110 x 55 1,55	back cushion 117 x 55 1,65	back cushion 130 x 55 1,65	back cushion 138 x 55 2,00	

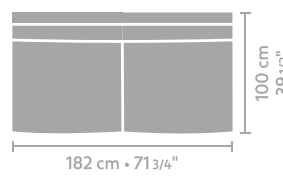
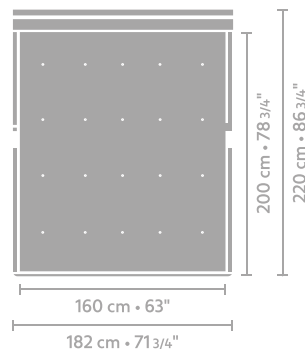
DIMENSIONS



sofa bed 162 x 220

metrage

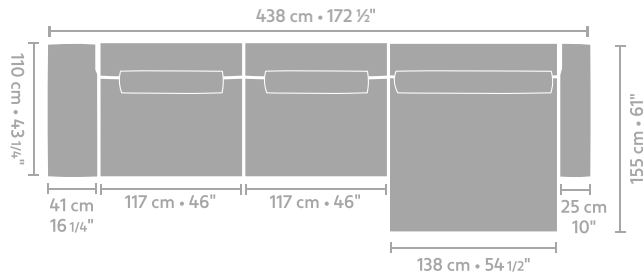
10,80



sofa bed 182 x 220

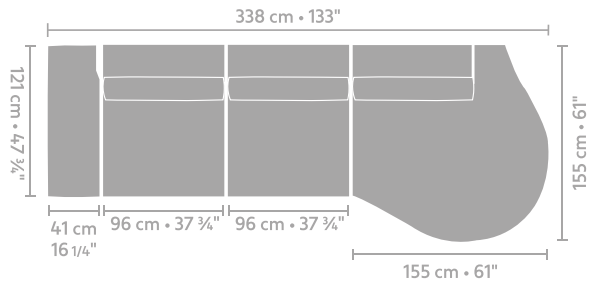
11,70

CONFIGURATION 1



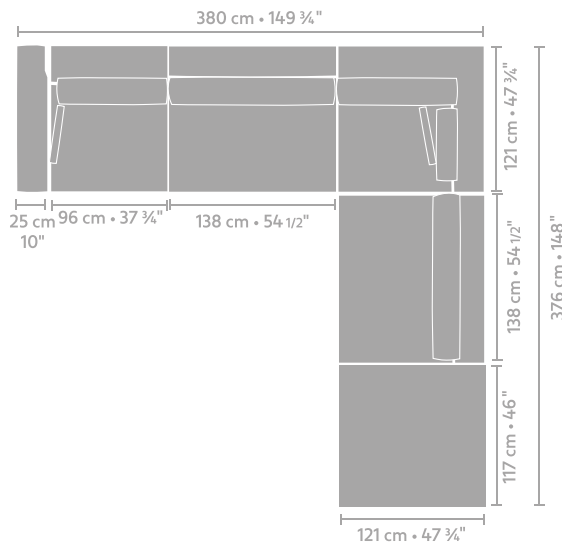
- Arm low 41x110 L
- Arm low 25x110 R
- 2x element 117x110
- Element 138x155
- 2x back cushion 85x55
- Back cushion 130 x 55

CONFIGURATION 2



- Arm low 41x121
- 2x Element 96x121
- Terminal element round L/R 121 155 x 155
- 3x back cushion 96x55

CONFIGURATION 3



- Arm high 25x121
- Element 96x121
- 2x element 138x121
- Corner 121x121
- Ottoman 121x121
- 2x back cushion 96x55
- 2x back cushion 138x55
- Back cushion 60x55
- 2x Back cushion 48x48